



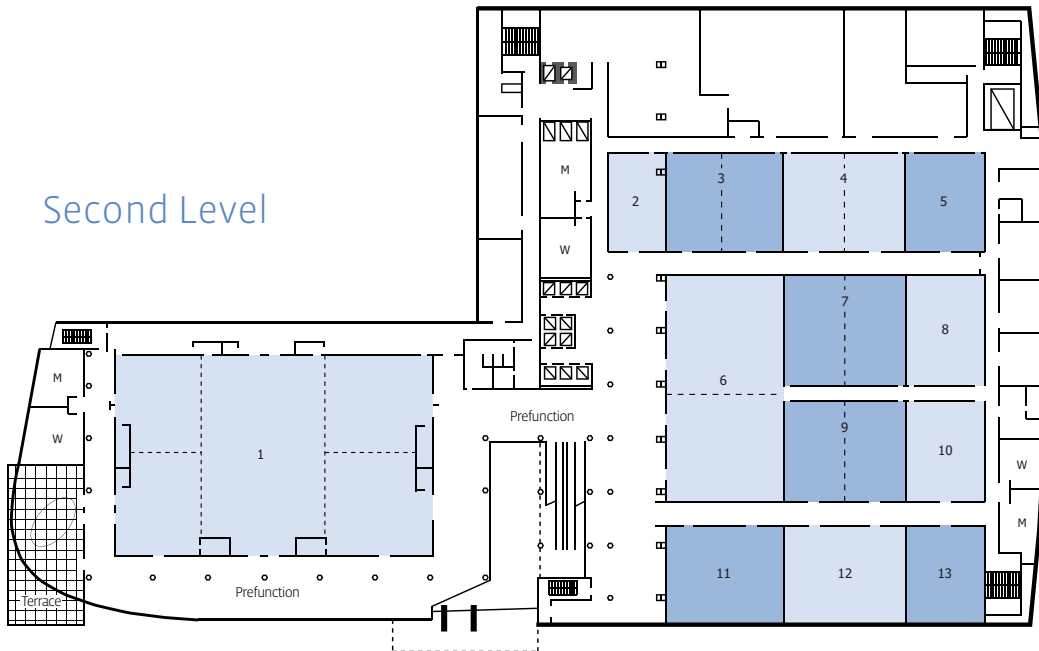
# Sheraton Phoenix Downtown Hotel

340 North 3<sup>rd</sup> Street, Phoenix, Arizona 85004

[sheraton.com/phoenixdowntown](http://sheraton.com/phoenixdowntown)

602-262-2500

## Second Level



## Key

- Room 1:** Valley of the Sun
- Room 2:** Arcadia
- Room 3:** Ahwatukee
- Room 4:** Laveen
- Room 5:** South Mountain
- Room 6:** Encanto
- Room 7:** Maryvale
- Room 8:** Estrella
- Room 9:** Camelback
- Room 10:** Alhambra
- Room 11:** Deer Valley
- Room 12:** Paradise Valley
- Room 13:** North Mountain



## Second Level

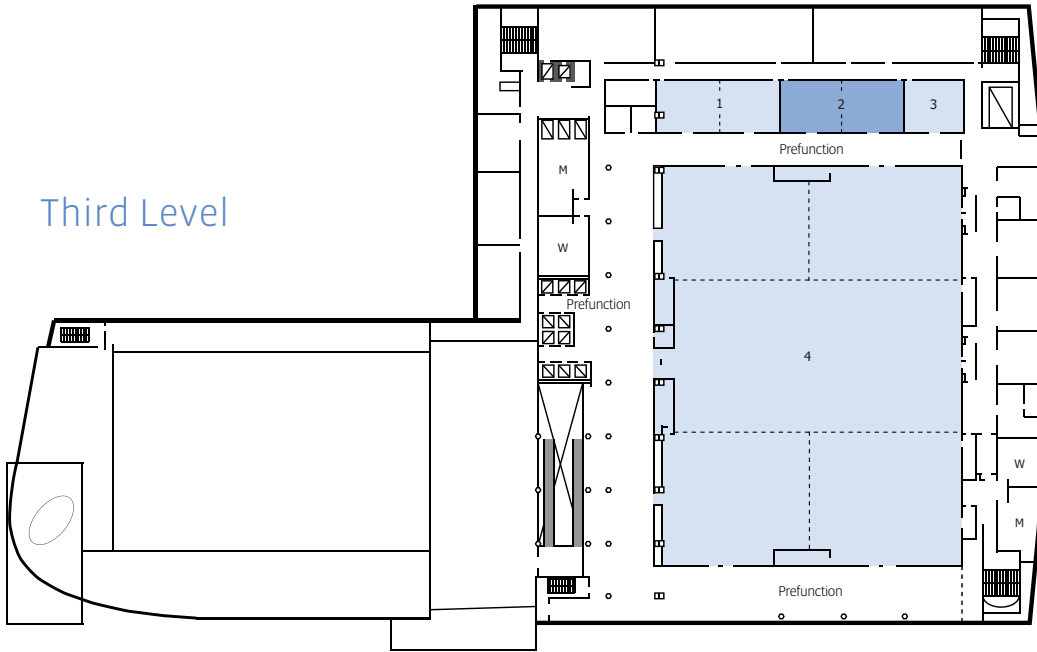
Room Name	Sq. Ft.	Dimensions	Ceiling Height	Theater	Classroom	Conference	Reception	Banquet
Valley of the Sun	14667	153'10" x 95'4"	20'	1544	733	-	1467	1222
Valley of the Sun A	2018	42'4" x 47'8"	20'	212	101	-	202	168
Valley of the Sun B	2018	42'4" x 47'8"	20'	212	101	-	202	168
Valley of the Sun C	5768	60'6" x 95'4"	20'	607	288	-	577	481
Valley of the Sun D	2431	51' x 47'8"	20'	256	122	-	243	203
Valley of the Sun E	2431	51' x 47'8"	20'	256	122	-	243	203
Valley of the Sun AB	4037	95'4" x 42'4"	20'	425	202	-	404	336
Valley of the Sun DE	4862	95'4" x 51'	20'	512	243	-	486	405
Valley of the Sun ABC	9805	102'10" x 95'4"	20'	1032	490	-	980	817
Valley of the Sun CDE	10630	111'6" x 95'4"	20'	1119	532	-	1063	886
Prefunction	4648	166' x 32'	20'	-	-	-	465	-
Outdoor Terrace <small>*Not on floor plan</small>	2282	37' x 61'8"	20'	-	-	-	228	-
Ahwatukee	2479	56'4" x 44'	10'/12'	261	124	65	248	207
Ahwatukee A	1239	28'2" x 44'	10'/12'	130	62	33	124	103
Ahwatukee B	1239	28'2" x 44'	10'/12'	130	62	33	124	103
Laveen	2596	59' x 44'	10'/12'	273	130	68	260	216
Laveen A	1393	31'8" x 44'	10'/12'	147	70	37	139	116
Laveen B	1203	27'4" x 44'	10'/12'	127	60	32	120	100
South Mountain	1320	30' x 44'	10'/12'	139	66	35	132	110
Estrella	1645	29'6" x 55'9"	10'/12'	173	82	43	164	137
Maryvale	3289	59' x 55'9"	10'/12'	346	164	87	329	274
Maryvale A	1766	31'8" x 55'9"	10'/12'	186	88	46	177	147
Maryvale B	1524	27'4" x 55'9"	10'/12'	160	76	40	152	127
Encanto	6150	111'6" x 55'2"	10'/12'	647	308	-	615	513
Encanto A	3291	59'8" x 55'2"	10'/12'	346	165	87	329	274
Encanto B	2859	51'10" x 55'2"	10'/12'	301	143	75	286	238
Camelback	2469	59' x 41'10"	10'/12'	260	123	65	247	206
Camelback A	1325	31'8" x 41'10"	10'/12'	139	66	35	133	110
Camelback B	1144	27'4" x 41'10"	10'/12'	120	57	30	114	95
Alhambra	1234	29'6" x 41'10"	10'/12'	130	62	32	123	103
North Mountain	1291	49' x 26'4"	10'/12'	136	65	34	129	108
Paradise Valley	2989	49' x 61'	10'/12'	315	149	79	299	249
Deer Valley	2703	55'2" x 49'	10'/12'	285	135	71	270	225
Arcadia	1012	23' x 44'	10'/12'	-	-	32	-	32



# Sheraton Phoenix Downtown Hotel

340 North 3<sup>rd</sup> Street, Phoenix, Arizona 85004  
sheraton.com/phoenixdowntown  
602-262-2500

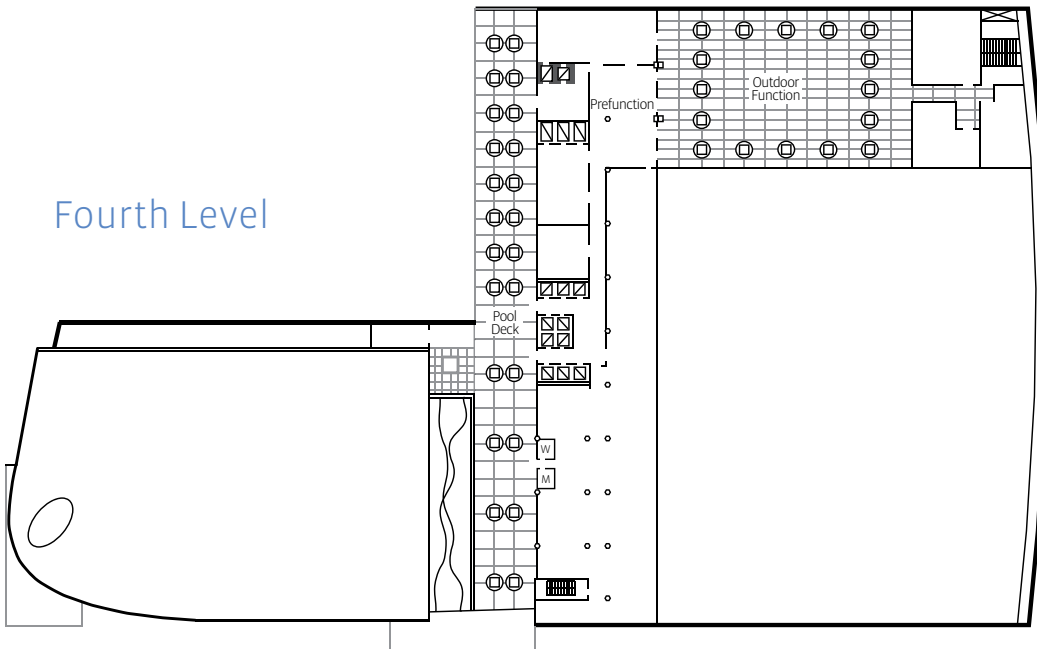
## Third Level



## Key

- Room 1:** Cave Creek
- Room 2:** Desert Sky
- Room 3:** Coronado
- Room 4:** Phoenix

## Fourth Level





## Third Level

Room Name	Sq. Ft.	Dimensions	Ceiling Height	Theater	Classroom	Conference	Reception	Banquet
Cave Creek	1543	59'4" x 26'	10'/12'	162	77	41	154	129
Desert Sky	1573	60'6" x 26'	10'/12'	166	79	41	157	131
Coronado	737	28'4" x 26'	10'/12'	-	-	24	-	24
Phoenix	28255	195'9" x 144'4"	20'	2974	1413	-	2825	2355
Phoenix A	4032	72' x 56'	20'	424	202	-	403	336
Phoenix B	4051	72'4" x 56'	20'	426	203	-	405	338
Phoenix C	10789	144'4" x 74'9"	20'	1136	539	-	1079	899
Phoenix D	4680	72' x 65'	20'	493	234	-	468	390
Phoenix E	4702	72'4" x 65'	20'	495	235	-	470	392
Phoenix AB	8083	56' x 144'4"	20'	851	404	-	808	674
Phoenix DE	9382	65' x 144'4"	20'	988	469	-	938	782
Phoenix ABC	18872	130'9" x 144'4"	20'	1987	944	-	1887	1573
Phoenix CDE	20172	139'9" x 144'4"	20'	2123	1009	-	2017	1681
Front Pre-Function	7409	31' x 239'	14'	-	-	-	741	-
Third Street Pre-Function	4185	27' x 155'	20'	-	-	-	419	-

## Fourth Level

Room Name	Sq. Ft.	Dimensions	Ceiling Height	Theater	Classroom	Conference	Reception	Banquet
Prefunction	1650	33' x 50'	10'/12'	-	-	-	165	-
Future Outdoor Function Space	6483	78'4" x 82'9"	-	-	-	-	648	-